

Cygnus cygnus (Whooper Swan)

European Red List of Birds

Supplementary Material

The European Union (EU27) Red List assessments were based principally on the official data reported by EU Member States to the European Commission under Article 12 of the Birds Directive in 2013-14. For the European Red List assessments, similar data were sourced from BirdLife Partners and other collaborating experts in other European countries and territories. For more information, see BirdLife International (2015).

Contents

Reported national population sizes and trends	p. 2
Trend maps of reported national population data	p. 5
Sources of reported national population data	p. 8
Species factsheet bibliography	p. 13

Recommended citation

BirdLife International (2015) European Red List of Birds. Luxembourg: Office for Official Publications of the European Communities.

Further information

<http://www.birdlife.org/datazone/info/euroredlist>

<http://www.birdlife.org/europe-and-central-asia/european-red-list-birds-0>

<http://www.iucnredlist.org/initiatives/europe>

<http://ec.europa.eu/environment/nature/conservation/species/redlist/>

Data requests and feedback

To request access to these data in electronic format, provide new information, correct any errors or provide feedback, please email science@birdlife.org.

Cygnus cygnus (Whooper Swan)

Table 1. Reported national breeding population size and trends in Europe¹.

Country (or territory) ²	Population estimate				Short-term population trend ⁴				Long-term population trend ⁴				Subspecific population (where relevant)
	Size (pairs) ³	Europe (%)	Year(s)	Quality	Direction ⁵	Magnitude (%) ⁶	Year(s)	Quality	Direction ⁵	Magnitude (%) ⁶	Year(s)	Quality	
Belarus	40-50	<1	2011-2012	medium	+	3900-4900	2002-2012	medium	?				
DK: Faroe Is	4	<1	2014	medium	+		2001-2014	good	+		1980-2014	good	
Estonia	150-200	1	2008-2012	medium	+	50-70	2001-2012	medium	+	50-70	1980-2012	medium	North-west Mainland Europe
Finland	8,500-11,000	33	2006-2012	good	+	84-153	2001-2012	good	+	508-829	1986-2012	good	North-west Mainland Europe
Germany	30-40	<1	2005-2009	good	+	145-879	1998-2008	good	+	958-3598	1985-2008	good	North-west Mainland Europe
Hungary	1	<1	2005-2012	good	0	0	2005-2012	good	+	100	1980-2012	good	North-west Mainland Europe
Iceland	3,000	10	2010	medium	+	30-50	2000-2010	good	+	30-50	1980-2012	medium	
Latvia	320	1	2012	good	+	60-88	2001-2012	medium	+	1500-3100	1980-2012	medium	North-west Mainland Europe
Lithuania	120-130	<1	2008-2012	good	+	700-800	2001-2012	good	+	2300-2500	1980-2012	good	North-west Mainland Europe
Norway	350-600	2	2000-2013	medium	+	50-100	2000-2013	good	?				
Poland	100-110	<1	2013-2013	good	+	570-800	2001-2013	good	+	2900-3230	1980-2013	good	North-west Mainland Europe
Russia	8,000-10,000	31	2000-2012	medium	+	5-30	2000-2012	medium	+	5-30	1980-2012	medium	
Sweden	4,700-7,300	21	2008-2012	good	+	1-51	2001-2012	good	+	800-1200	1980-2012	good	North-west Mainland Europe
United Kingdom	9-14	<1	2006-2010	good	+	169	1996-2008	good	+	250	1980-2008	good	Iceland/UK & Ireland
EU27	13,900-19,100	57			Increasing								
Europe	25,300-32,800	100			Increasing								

¹ See 'Sources' at end of factsheet, and for more details on individual EU Member State reports, see the Article 12 reporting portal at <http://bd.eionet.europa.eu/article12/report>.

² The designation of geographical entities and the presentation of the material do not imply the expression of any opinion whatsoever on the part of IUCN or BirdLife International concerning the legal status of any country, territory or area, or of its authorities, or concerning the delimitation of its frontiers or boundaries.

³ In the few cases where population size estimates were reported in units other than those specified, they were converted to the correct units using standard correction factors.

⁴ The robustness of regional trends to the effects of any missing or incomplete data was tested using plausible scenarios, based on other sources of information, including any other reported information, recent national Red Lists, scientific literature, other publications and consultation with relevant experts.

⁵ Trend directions are reported as: increasing (+); decreasing (-); stable (0); fluctuating (F); or unknown (?).

⁶ Trend magnitudes are rounded to the nearest integer.

Cygnus cygnus (Whooper Swan)

Table 2. Reported national wintering population sizes and trends in Europe¹. Note that some countries within the species' wintering range did not report any data, and that only minimum totals are presented, to avoid double-counting of birds moving between countries.

Country (or territory) ²	Population estimate				Short-term population trend ⁴				Long-term population trend ⁴				Subspecific population (where relevant)
	Size (individuals) ³	Europe (%)	Year(s)	Quality	Direction ⁵	Magnitude (%) ⁶	Year(s)	Quality	Direction ⁵	Magnitude (%) ⁶	Year(s)	Quality	
Albania	5-20	<1	2002-2012	good	+	10-30	2002-2012	good	0	0	1980-2012	poor	
Armenia	5-173	<1	2003-2013	medium	?				?				
Austria	80-260	<1	2008-2010	good	F	0	2001-2012	good	+	300-500	1980-2012	good	
Azerbaijan	200-600	<1	1996-2002	medium	?				?				
Belarus	0-10	<1	2009-2013	good	0	0	2001-2012	medium	?				
Belgium	11-106	<1	2008-2012	good	F	0	2001-2012	good	F	0	1992-2012	good	
Bulgaria	60-650	<1	2008-2012	medium	+	30-50	2000-2012	medium	+	10-20	1980-2012	medium	
Czech Rep.	0	<1	2007	medium	-	100	2000-2007	medium	-	100	1980-2007	medium	
Denmark	24,300	21	2011	good	F	0	2000-2011	good	+	100-200	1980-2011	medium	
DK: Faroe Is	0-20	<1	1992	medium	?				?				
Estonia	5,000-15,000	8	2008-2012	good	0	0-10	2001-2012	good	+	50-70	1980-2012	good	
France	100	<1	2008-2012	good	+	130-180	2000-2012	good	+	1000-1150	1980-2012	good	
Georgia	350	<1	2002	good	?				?				
Germany	25,000	22	2000-2005	good	F	0	1997-2009	good	+	70-162	1984-2009	good	
Greece	20-2,068	<1	2007-2013	good	+	841	2004-2013	medium	?			medium	
Iceland	Present	<1	2012		?				?				
Rep. Ireland	10,520	9	2010	good	+	16	2000-2010	good	+	32	1986-2010	good	
FYRO Macedonia	0-10	<1	2001-2012	poor	?				?				
Moldova	10-150	<1	2000-2010	medium	F	10-30	2000-2010	medium	F	10-20	1980-2010	medium	
Netherlands	1,756-2,900	2	2006-2010	good	+	4-170	2000-2011	good	+	98-399	1981-2011	good	
Norway	5,000-8,000	6	1994-2003	medium	F	0	2001-2013	medium	F	0	1980-2013	good	
Poland	4,000-8,000	5	2005-2012	medium	+	30-210	2000-2012	good	+	160-390	1985-2012	medium	
Romania	2,000-5,000	3	2008-2013	medium	?				?				
Serbia	2-25	<1	2008-2012	medium	+	10-20	2000-2012	medium	?				
Slovenia	0-2	<1	2008-2012	good	F	0-200	2001-2012	medium	F	0-200	1980-2012	medium	
Sweden	4,000-12,000	7	2008-2012	good	+	10-50	2001-2012	good	+	100-140	1980-2012	good	
Switzerland	101-263	<1	2008-2012	good	+	125-180	2001-2012	good	+	219-287	1980-2012	good	
Turkey	20-1,107	<1	2002-2012	medium	F	0	2002-2012	poor	?				
Ukraine	500-3,000	1	1998-2009	medium	F	10-50	1998-2009	medium	F	20-50	1980-2009	medium	
United Kingdom	16,475	15	2010	good	+	56	1999-2010	good	+	317	1980-2010	good	
EU27	93,300-122,000	92			Increasing								

Cygnus cygnus (Whooper Swan)

Table 2. Reported national wintering population sizes and trends in Europe¹. Note that some countries within the species' wintering range did not report any data, and that only minimum totals are presented, to avoid double-counting of birds moving between countries.

Country (or territory) ²	Population estimate				Short-term population trend ⁴				Long-term population trend ⁴				Subspecific population (where relevant)
	Size (individuals) ³	Europe (%)	Year(s)	Quality	Direction ⁵	Magnitude (%) ⁶	Year(s)	Quality	Direction ⁵	Magnitude (%) ⁶	Year(s)	Quality	
Europe	99,500-136,000	100			Increasing								

¹ See 'Sources' at end of factsheet, and for more details on individual EU Member State reports, see the Article 12 reporting portal at <http://bd.eionet.europa.eu/article12/report>.

² The designation of geographical entities and the presentation of the material do not imply the expression of any opinion whatsoever on the part of IUCN or BirdLife International concerning the legal status of any country, territory or area, or of its authorities, or concerning the delimitation of its frontiers or boundaries.

³ In the few cases where population size estimates were reported in units other than those specified, they were converted to the correct units using standard correction factors.

⁴ The robustness of regional trends to the effects of any missing or incomplete data was tested using plausible scenarios, based on other sources of information, including any other reported information, recent national Red Lists, scientific literature, other publications and consultation with relevant experts.

⁵ Trend directions are reported as: increasing (+); decreasing (-); stable (0); fluctuating (F); or unknown (?).

⁶ Trend magnitudes are rounded to the nearest integer.

Trend maps

A symbol appears in each country where the species occurs: the shape and colour of the symbol represent the population trend in that country, and the size of the symbol corresponds to the proportion of the European population occurring in that country.

KEY

- | | |
|---|----------------------------------|
| ↑ Large increase ($\geq 50\%$) | ↓ Large decrease ($\geq 50\%$) |
| ↑ Moderate increase (20–49%) | ↓ Moderate decrease (20–49%) |
| ↑ Small increase ($< 20\%$) | ↓ Small decrease ($< 20\%$) |
| ↑ Increase of unknown magnitude | ↓ Decrease of unknown magnitude |
| ■ Stable or fluctuating | |
| □ Unknown | |
| ○ Present (no population or trend data) | |
| × Extinct since 1980 | |

Each symbol, with the exception of Present and Extinct, may occur in up to three different size classes, corresponding to the proportion of the European population occurring in that country.

- ↑ Large: $\geq 10\%$ of the European population
- ↑ Medium: 1–9% of the European population
- ↑ Small: $< 1\%$ of the European population

The designation of geographical entities and the presentation of the material do not imply the expression of any opinion whatsoever on the part of IUCN or BirdLife International concerning the legal status of any country, territory or area, or of its authorities, or concerning the delimitation of its frontiers or boundaries.

Figure 1. Breeding population sizes and short-term trends across Europe.

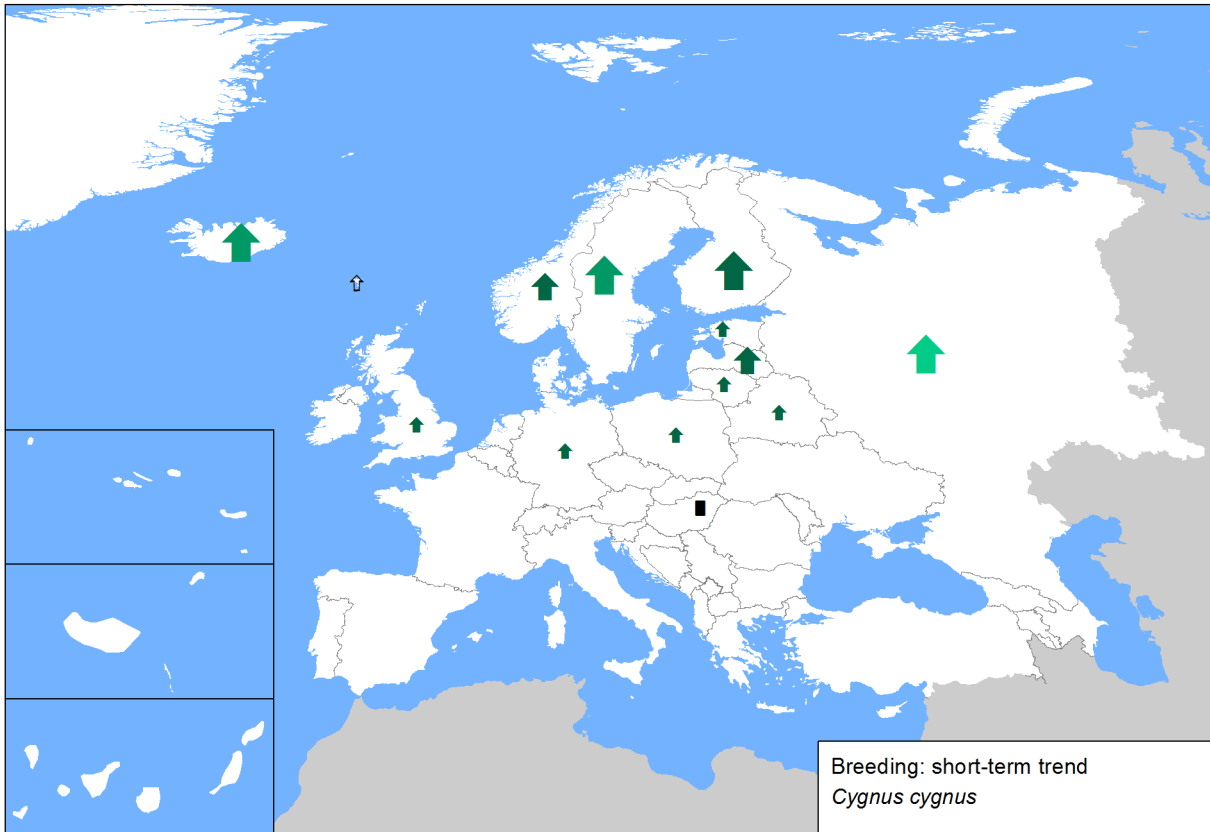


Figure 2. Breeding population sizes and long-term trends across Europe.

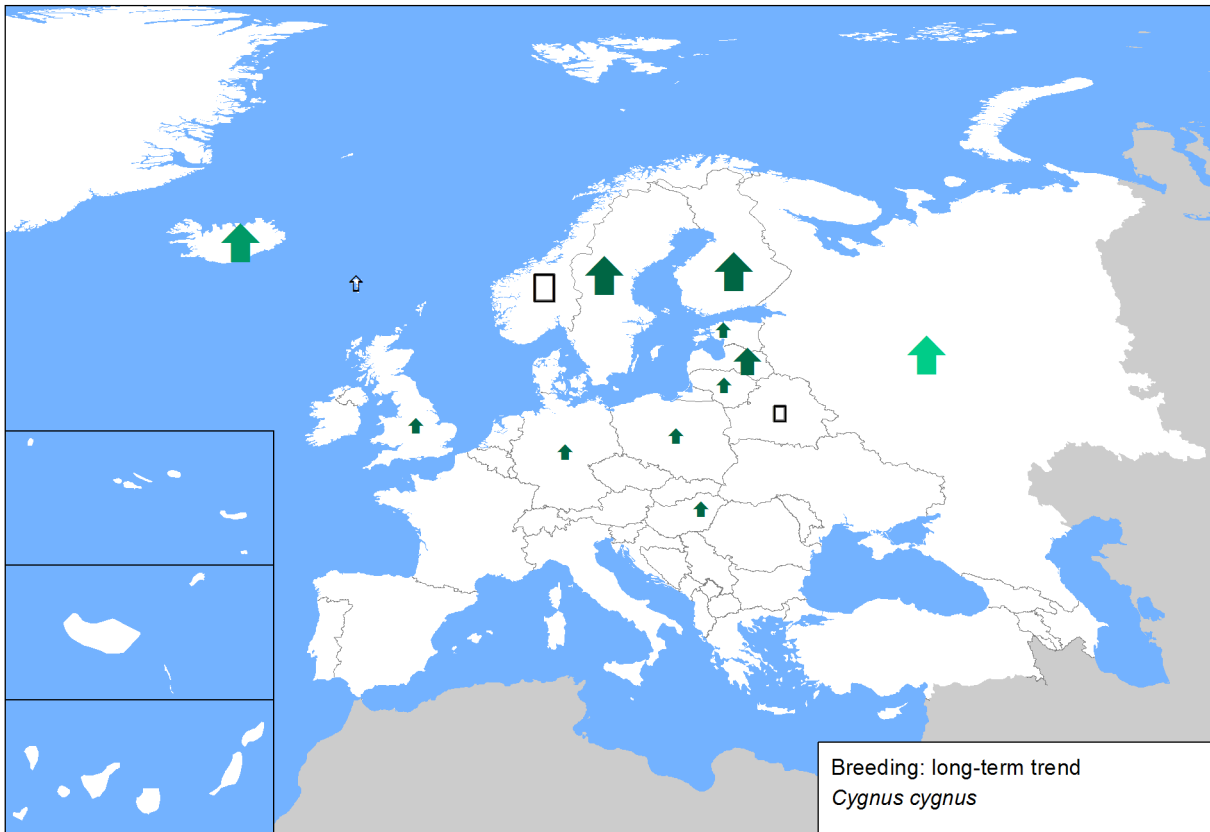


Figure 3. Reported wintering population sizes and short-term trends across Europe. Note that some countries within the species' wintering range did not report any data.

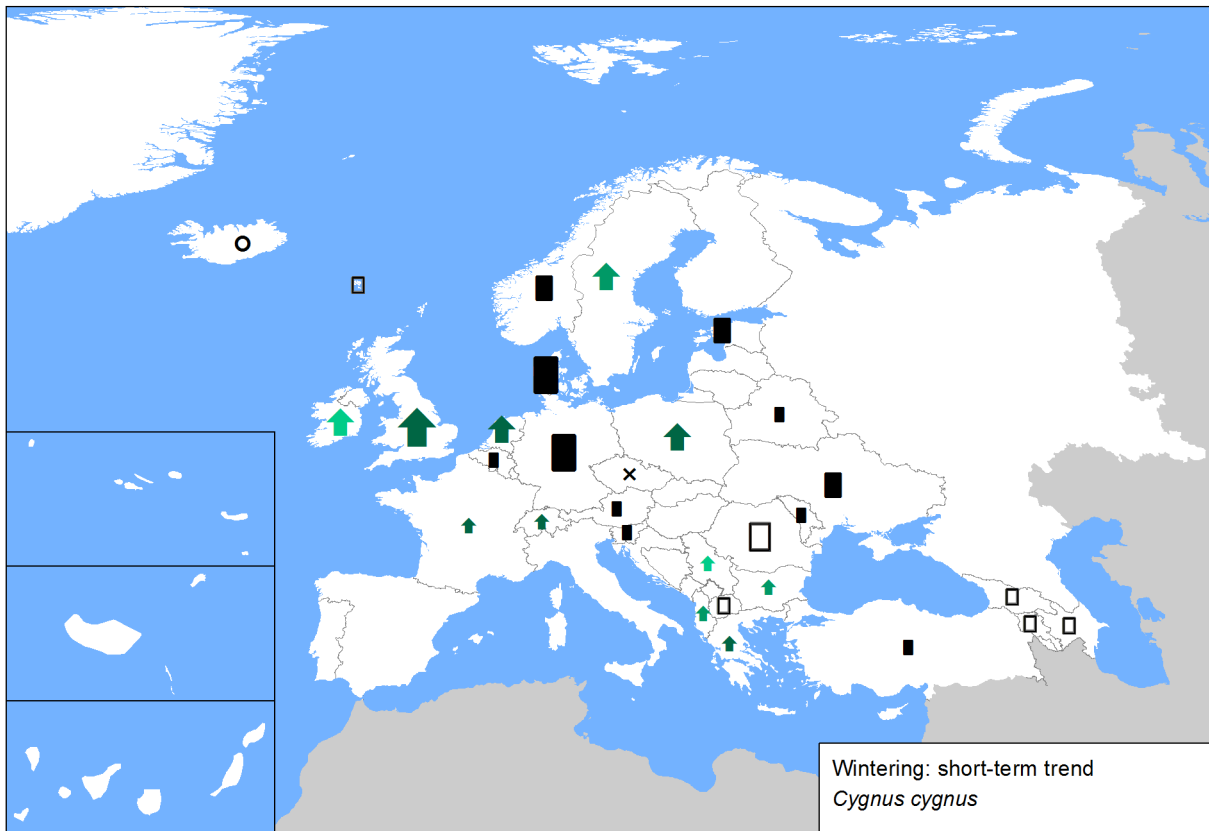
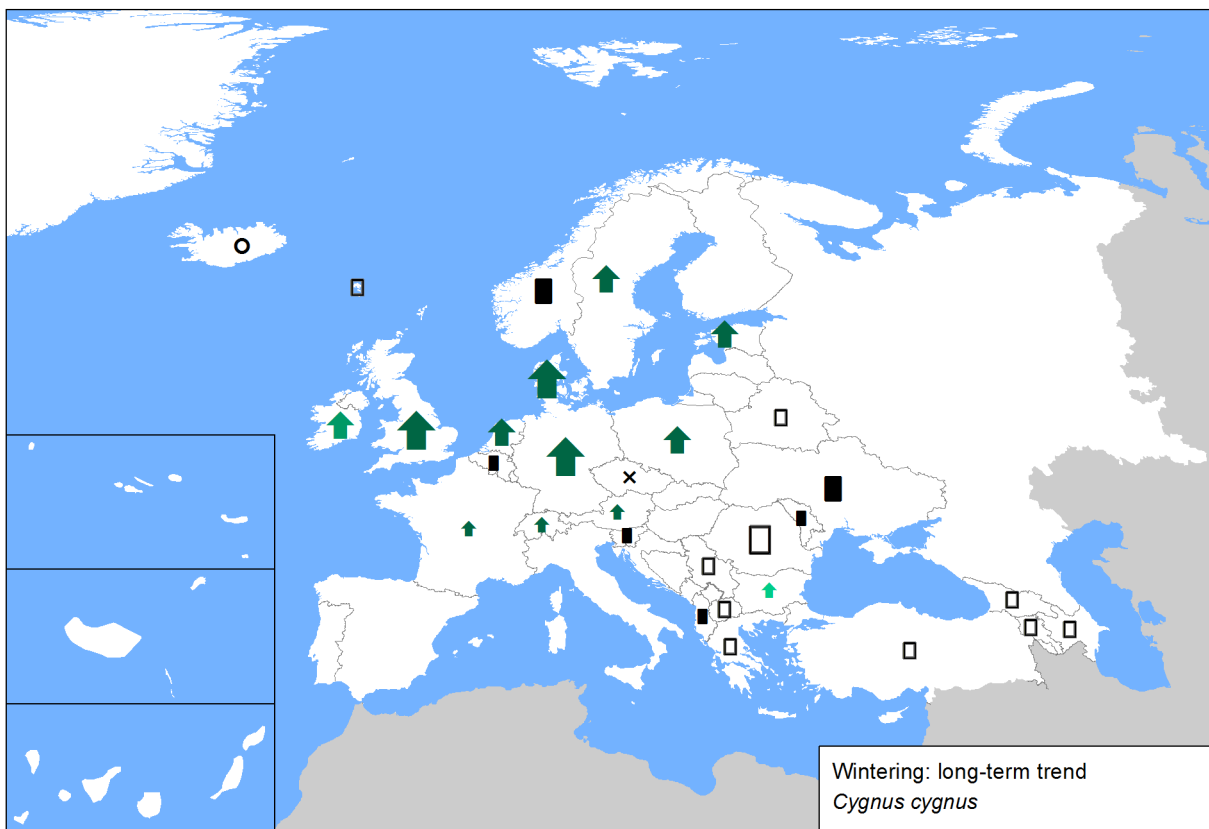


Figure 4. Reported wintering population sizes and long-term trends across Europe. Note that some countries within the species' wintering range did not report any data.



Cygnus cygnus (Whooper Swan)

Sources

Albania

Winter population size: Bino pers. obs.

Winter short-term trend: Bino pers. obs.

Winter long-term trend: Bino pers. obs.

Armenia

Winter population size: ASPB IWC counts

Austria: North-west Mainland Europe

Winter population size: BirdLife Austria, unpublished IWC data

Winter short-term trend: BirdLife Austria, estimate on the basis of available unpublished and published trend data

Winter long-term trend: BirdLife Austria, unpublished IWC data

Azerbaijan

Winter population size: BirdLife International 2004

Belarus

Breeding population size: Bogdanovich I.A., Nikiforov M.E. Distribution and number of whooper swan (*Cygnus cygnus*) in Belarus //Vesci Natsiyanal'nay Akademii Navuk Belarusi. Ser.biyal.navuk - 2013. – No 1. – P. 78-81

Breeding short-term trend: Bogdanovich I.A., Nikiforov M.E. Distribution and number of whooper swan (*Cygnus cygnus*) in Belarus //Vesci Natsiyanal'nay Akademii Navuk Belarusi. Ser.biyal.navuk - 2013. – No 1. – P. 78-81

Breeding long-term trend: Bogdanovich I.A., Nikiforov M.E. Distribution and number of whooper swan (*Cygnus cygnus*) in Belarus //Vesci Natsiyanal'nay Akademii Navuk Belarusi. Ser.biyal.navuk - 2013. – No 1. – P. 78-81

Winter population size: Bogdanovich I.A. - personal communication

Winter short-term trend: Data of midwinter counts of wintering waterbirds in Belarus (2009-2013).

Belgium: North-west Mainland Europe

Winter population size: waterbird database INBO + Aves

Winter short-term trend: waterbird database INBO and Aves

Winter long-term trend: waterbird database INBO and Aves

Bulgaria: N Europe & W Siberia/Black Sea & E Mediterranean

Winter population size: Mid-winter count of waterfowl BSPB Bird Database Golemansky V. (ed.) 2011. Red Data Book of the Republic of Bulgaria. Digital edition, Vol. 2, Animals. BAS-MOEW, Sofia, <http://e-ecodb.bas.bg/rdb/en/vol2/>

Winter short-term trend: Mid-winter count of waterfowl BSPB Bird Database Golemansky V. (ed.) 2011. Red Data Book of the Republic of Bulgaria. Digital edition, Vol. 2, Animals. BAS-MOEW, Sofia, <http://e-ecodb.bas.bg/rdb/en/vol2/>

Winter long-term trend: Mid-winter count of waterfowl BSPB Bird Database Golemansky V. (ed.) 2011. Red Data Book of the Republic of Bulgaria. Digital edition, Vol. 2, Animals. BAS-MOEW, Sofia, <http://e-ecodb.bas.bg/rdb/en/vol2/>

Czech Republic

Winter population size: MUSIL P. & MUSILOVA Z. 2011: Aythya 4, Univerzita Karlova v Praze, Praha.

Winter short-term trend: MUSIL P. & MUSILOVA Z. 2011: Aythya 4, Univerzita Karlova v Praze, Praha.

Winter long-term trend: MUSIL P. & MUSILOVA Z. 2011: Aythya 4, Univerzita Karlova v Praze, Praha.

Denmark: North-west Mainland Europe

Winter population size: Pihl, S., Clausen, P., Petersen, I.K., Nielsen, R.D., Laursen, K., Bregnballe, T., Holm, T.E. & Søgaaard, B. (2013): Fugle 2004-2011. NOVANA. Aarhus Universitet, DCE - Nationalt Center for Miljø og Energi. - Videnskabelig rapport fra DCE nr. 49. 188 s.

Winter short-term trend: Pihl, S., Clausen, P., Petersen, I.K., Nielsen, R.D., Laursen, K., Bregnballe, T., Holm, T.E. & Søgaaard, B. (2013): Fugle 2004-2011. NOVANA. Aarhus Universitet, DCE - Nationalt Center for Miljø og Energi. - Videnskabelig rapport fra DCE nr. 49. 188 s.

Winter long-term trend: Pihl, S., Clausen, P., Petersen, I.K., Nielsen, R.D., Laursen, K., Bregnballe, T., Holm, T.E. & Søgaaard, B. (2013): Fugle 2004-2011. NOVANA. Aarhus Universitet, DCE - Nationalt Center for Miljø og Energi. - Videnskabelig rapport fra DCE nr. 49. 188 s.

DK: Faroe Is

Breeding population size: Hammer et al. (2014) Færøsk trækfugleatlas [Faroeese bird migration atlas]. Fróðskapur / Faroe University Press, Tórshavn.

Breeding short-term trend: Hammer et al. (2014) Færøsk trækfugleatlas [Faroeese bird migration atlas]. Fróðskapur / Faroe University Press, Tórshavn.

Breeding long-term trend: Hammer et al. (2014) Færøsk trækfugleatlas [Faroeese bird migration atlas]. Fróðskapur / Faroe University Press, Tórshavn.

Winter population size: BirdLife International 2004

Estonia: North-west Mainland Europe

Breeding population size: Elts, J., Leito, A., Leivits, A., Luigujõe, L., Mägi, E., Nellis, Rein, Nellis, Renno, Ots, M., Pehlak, H. 2013. Status and numbers of Estonian birds, 2008-2012. Hirundo 26(2): 80-112. URL: http://www.eoy.ee/hirundo/file_download/149/Elts_et_al_2013_2.pdf

Cygnus cygnus (Whooper Swan)

Estonia: North-west Mainland Europe

Breeding short-term trend: Elts, J., Leito, A., Leivits, A., Luigujõe, L., Mägi, E., Nellis, Rein, Nellis, Renno, Ots, M., Pehlak, H. 2013. Status and numbers of Estonian birds, 2008–2012. <i>Hirundo</i> 26(2): 80–112. URL: http://www.eoy.ee/hirundo/file_download/149/Elts_et_al_2013_2.pdf
Breeding long-term trend: Elts, J., Leito, A., Leivits, A., Luigujõe, L., Mägi, E., Nellis, Rein, Nellis, Renno, Ots, M., Pehlak, H. 2013. Status and numbers of Estonian birds, 2008–2012. <i>Hirundo</i> 26(2): 80–112. URL: http://www.eoy.ee/hirundo/file_download/149/Elts_et_al_2013_2.pdf
Winter population size: Elts, J., Leito, A., Leivits, A., Luigujõe, L., Mägi, E., Nellis, Rein, Nellis, Renno, Ots, M., Pehlak, H. 2013. Status and numbers of Estonian birds, 2008–2012. <i>Hirundo</i> 26(2): 80–112. URL: http://www.eoy.ee/hirundo/file_download/149/Elts_et_al_2013_2.pdf
Winter short-term trend: Elts, J., Leito, A., Leivits, A., Luigujõe, L., Mägi, E., Nellis, Rein, Nellis, Renno, Ots, M., Pehlak, H. 2013. Status and numbers of Estonian birds, 2008–2012. <i>Hirundo</i> 26(2): 80–112. URL: http://www.eoy.ee/hirundo/file_download/149/Elts_et_al_2013_2.pdf
Winter long-term trend: Elts, J., Leito, A., Leivits, A., Luigujõe, L., Mägi, E., Nellis, Rein, Nellis, Renno, Ots, M., Pehlak, H. 2013. Status and numbers of Estonian birds, 2008–2012. <i>Hirundo</i> 26(2): 80–112. URL: http://www.eoy.ee/hirundo/file_download/149/Elts_et_al_2013_2.pdf

Finland: North-west Mainland Europe

Breeding population size: http://www.birdlife.fi/suojelu/lajit/laulujuoutsen.pdf Lehtikainen, A., Pöysä, H., Rintala, J. & Väisänen, R.A. 2013: Population changes of 20 waterbird species in Finnish lakes in 1986–2012. – <i>Linnut-vuosikirja</i> 2012: 95–101. (in Finnish with English summary)
Breeding short-term trend: Lehtikainen, A., Pöysä, H., Rintala, J. & Väisänen, R.A. 2013: Population changes of 20 waterbird species in Finnish lakes in 1986–2012. – <i>Linnut-vuosikirja</i> 2012: 95–101. (in Finnish with English summary)
Breeding long-term trend: Lehtikainen, A., Pöysä, H., Rintala, J. & Väisänen, R.A. 2013: Population changes of 20 waterbird species in Finnish lakes in 1986–2012. – <i>Linnut-vuosikirja</i> 2012: 95–101. (in Finnish with English summary)

France: North-west Mainland Europe

Winter population size: LPO - Wetlands International 2012 Base de données des dénombrements d'oiseaux d'eau « Wetlands International » 1980-2012 réalisés à la mi-janvier, LPO - BirdLife France, Rochefort
Winter short-term trend: LPO - Wetlands International 2012 Base de données des dénombrements d'oiseaux d'eau « Wetlands International » 1980-2012 réalisés à la mi-janvier, LPO - BirdLife France, Rochefort
Winter long-term trend: LPO - Wetlands International 2012 Base de données des dénombrements d'oiseaux d'eau « Wetlands International » 1980-2012 réalisés à la mi-janvier, LPO - BirdLife France, Rochefort

Georgia

Winter population size: BirdLife International 2004
--

Germany: North-west Mainland Europe

Breeding population size: Gedeon, K., C. Grüneberg, A. Mitschke & C. Sudfeldt (in Vorb.): Atlas Deutscher Brutvogelarten. SVD & DDA, Münster.
Breeding short-term trend: Monitoring seltener Brutvögel
Breeding long-term trend: Monitoring seltener Brutvögel
Winter population size: Wahl, J., J. Bellebaum, J. Blew, S. Garthe, K. Günther & T. Heinicke (in Vorb.): Rastende Wasservögel in Deutschland 2000-2005: Bestandsschätzungen und Schwellenwerte für Rastgebiete nationaler Bedeutung. Vogelwelt.
Winter short-term trend: Monitoring rastender Wasservögel
Winter long-term trend: Monitoring rastender Wasservögel

Greece

Winter population size: Midwinter Counts Database, Hellenic Ornithological Society
Winter short-term trend: Midwinter Counts Database, Hellenic Ornithological Society
Winter long-term trend: Midwinter Counts Database, Hellenic Ornithological Society

Hungary: North-west Mainland Europe

Breeding population size: MME Nomenclator Bizottság (2008): Magyarország madarainak névjegyzéke. Nomenclator avium Hungariae. Magyar Madártani és Természetvédelmi Egyesület, Budapest. p. 278. Annual reports of the Hungarian Checklist and Rarities Committee.
Breeding short-term trend: MME Nomenclator Bizottság (2008): Magyarország madarainak névjegyzéke. Nomenclator avium Hungariae. Magyar Madártani és Természetvédelmi Egyesület, Budapest. p. 278. Annual reports of the Hungarian Checklist and Rarities Committee.
Breeding long-term trend: MME Nomenclator Bizottság (2008): Magyarország madarainak névjegyzéke. Nomenclator avium Hungariae. Magyar Madártani és Természetvédelmi Egyesület, Budapest. p. 278. Annual reports of the Hungarian Checklist and Rarities Committee.

Iceland

Breeding population size: Arnþór Garðarsson & Kristinn Haukur Skarphéðinsson unpubl. data
Breeding short-term trend: Arnþór Garðarsson & Kristinn Haukur Skarphéðinsson unpubl. data
Breeding long-term trend: Arnþór Garðarsson & Kristinn Haukur Skarphéðinsson unpubl. data

Republic of Ireland: Iceland/UK & Ireland

Winter population size: Boland, H., McElwaine, J., Henderson, G., Hall, G., Walsh, A., & Crowe, O. (2010). Whooper <i>Cygnus cygnus</i> and Bewick's <i>C. columbianus bewickii</i> Swans in Ireland: Results of the International Swan Census January 2010. <i>Irish Birds</i> , 9, 1–10. Expert - O. Crowe, http://www.birdwatchireland.ie .
Winter short-term trend: Boland, H., McElwaine, J., Henderson, G., Hall, G., Walsh, A., & Crowe, O. (2010) Whooper <i>Cygnus cygnus</i> and Bewick's <i>C. columbianus bewickii</i> Swans in Ireland: Results of the International Swan Census January 2010. <i>Irish Birds</i> , 9, 1–10. Expert - O. Crowe, http://www.birdwatchireland.ie . Colhoun, K., McElwaine, J.G., Cranswick, P.A., Enlander, I. & Merne, O.J. (2000) Numbers and distribution of Whooper <i>Cygnus cygnus</i> and Bewick's <i>C. columbianus bewickii</i> Swans in Ireland: results of the International Swan Census, January 2000. <i>Irish Birds</i> 6: 485–494.

Cygnus cygnus (Whooper Swan)

Republic of Ireland: Iceland/UK & Ireland

Winter long-term trend: Boland, H., McElwaine, J., Henderson, G., Hall, G., Walsh, A., & Crowe, O. (2010) Whooper *Cygnus cygnus* and Bewick's *C. columbianus bewickii* Swans in Ireland: Results of the International Swan Census January 2010. *Irish Birds*, 9, 1-10. Expert - O. Crowe, <http://www.birdwatchireland.ie>. Merne, O.J. and Murphy, C.W. (1986) Whooper Swans in Ireland, January 1986. *Irish Birds* 3:199-206.

Latvia: North-west Mainland Europe

Breeding population size: Dmitrijs Boiko: dmitrijs.boiko@ldm.gov.lv

Breeding short-term trend: Boiko D. 2011. Whooper Swan *Cygnus cygnus* (L.) in Latvia – it&s breeding population, wintering, moulting and dispersal geography. Thesis. Daugavpils University. Dmitrijs Boiko: dmitrijs.boiko@ldm.gov.lv

Breeding long-term trend: Dmitrijs Boiko: dmitrijs.boiko@ldm.gov.lv

Lithuania: North-west Mainland Europe

Breeding population size: Expert working group of the Lithuanian Ornithological Society (lod@birdlife.lt) Julius Morkūnas (juliusmorkunas@gmail.com) Jusys, V., Karalius, S., Raudonikis, L. 2012. Lietuvos paukščių pažinimo vadovas. Kaunas: „Lututė“, 288 p.

Breeding short-term trend: Expert working group of the Lithuanian Ornithological Society (lod@birdlife.lt) Julius Morkūnas (juliusmorkunas@gmail.com) Jusys, V., Karalius, S., Raudonikis, L. 2012. Lietuvos paukščių pažinimo vadovas. Kaunas: „Lututė“, 288 p. Raudonikis L. 2004. Lithuania. In: *Birds in Europe: population estimates, trends, and conservation status*. BirdLife International, BirdLife Conservation Series No12, Cambridge, UK. Rašomavičius, V. (red.) 2007. Lietuvos raudonoji knyga. Kaunas: „Lututė“, 800 p. (Red Data Book of Lithuania, 2007)

Breeding long-term trend: Expert working group of the Lithuanian Ornithological Society (lod@birdlife.lt) BirdLife International/European Bird Census Council. 2000. European bird populations: estimates and trends. Cambridge, UK: BirdLife International (BirdLife Conservation Series No. 10). Kurlavičius, P. (ed.) 2006. Lietuvos perinčių paukščių atlasas. Kaunas: „Lututė“, 256 p. Rašomavičius, V. (red.) 2007. Lietuvos raudonoji knyga. Kaunas: „Lututė“, 800 p. (Red Data Book of Lithuania, 2007)

The Former Yugoslav Republic of Macedonia

Winter population size: M. Velevski, unedited data

Moldova

Winter population size: Winter assessment of water birds in Moldova

Winter short-term trend: Winter assessment of water birds in Moldova

Winter long-term trend: Winter assessment of water birds in Moldova Аверин Ю. В., Ганя И.М., Успенский Г. Птицы Молдавии, том 2, Кишинев, 1971, Burfield I., Vommel van F., *Birds in Europe. Population estimates, trends and conservation status*. BirdLife International. Oxford, 2004. 374p.

Netherlands: North-west Mainland Europe

Winter population size: Hornman et al 2012

Winter short-term trend: NEM (Sovon, RWS, CBS), Hornman et al 2013

Winter long-term trend: NEM (Sovon, RWS, CBS), Hornman et al 2013

Norway

Breeding population size: County bird recording committees (LRSK)

Breeding short-term trend: 1). County bird recorders. 2) Shimmings P. & Øien, I.J. 2015. Bestandsestimer og trender for norske hekkefugler. Norsk Ornitologisk Forening Rapport 2015-2.

Winter population size: Svorkmo-Lundberg, T., Bakken, V., Helberg, M., Mørk, K., Røer, J.E. & Sæbø, S. 2006. Norsk VinterfuglAtlas. Fuglenes utbredelse, bestandsstørrelse og økologi vinterstid. Norsk Ornitologisk Forening, Trondheim. 496 pp.

Winter short-term trend: 1). Wetlands International: International Swan Census. 2). www.artsobservasjoner.no

Winter long-term trend: Paul Shimmings (national coordinator Whooper swan counts for Wetlands International)

Poland: North-west Mainland Europe

Breeding population size: Chodkiewicz T., Neubauer G., Chylarecki P., Sikora A., Cenian Z., Ostasiewicz M., Wylegała P., Ławicki Ł., Smyk B., Bettleja J., Gaszewski K., Górski A., Grygoruk G., Kajtoch Ł., Kata K., Krogulec J., Lenkiewicz W., Marczakiewicz P., Nowak D., Pietrasz K., Rohde Z., Rubacha S., Stachyra P., Świętochowski P., Tumiel T., Urban M., Wieloch M., Woźniak B., Zielińska M., Zieliński P. 2013. Monitoring populacji ptaków w latach 2012–2013. *Biuletyn Monitoringu Przyrody* 11: 1–72.

Breeding short-term trend: Sikora A., Wieloch M., Chylarecki P. 2012. Stan populacji łabędzia krzykliwego *Cygnus cygnus* w Polsce. *Ornis Polonica* 2012, 53: 69-85; Tomiałojć L. & Stawarczyk T. 2003. Awifauna Polski: rozmieszczenie, liczebność i zmiany. PTPP "pro Natura", Wrocław; Chodkiewicz T., Neubauer G., Chylarecki P., Sikora A., Cenian Z., Ostasiewicz M., Wylegała P., Ławicki Ł., Smyk B., Bettleja J., Gaszewski K., Górski A., Grygoruk G., Kajtoch Ł., Kata K., Krogulec J., Lenkiewicz W., Marczakiewicz P., Nowak D., Pietrasz K., Rohde Z., Rubacha S., Stachyra P., Świętochowski P., Tumiel T., Urban M., Wieloch M., Woźniak B., Zielińska M., Zieliński P. 2013. Monitoring populacji ptaków Polski w latach 2012–2013. *Biuletyn Monitoringu Przyrody* 11: 1–72.

Breeding long-term trend: Sikora A., Wieloch M., Chylarecki P. 2012. Stan populacji łabędzia krzykliwego *Cygnus cygnus* w Polsce. *Ornis Polonica* 2012, 53: 69-85; Tomiałojć L. & Stawarczyk T. 2003. Awifauna Polski: rozmieszczenie, liczebność i zmiany. PTPP "pro Natura", Wrocław

Winter population size: MZPW: Meissner W., Chodkiewicz T., Bzoma Sz., Brewka B., Woźniak B. 2012. Monitoring ptaków zimujących. Sprawozdanie dla GIOŚ. OTOP (source: http://monitoringptakow.gios.gov.pl/raporty?file=files/pliki/raporty_faza3/RaportMPP3_etap8_zad2%264_zima2012.pdf), Wahl J., Degen A. 2009. Numbers and distribution of Whooper Swan *Cygnus cygnus* and Bewick's Swan *C. bewickii* in Germany in the winter season 2004/05. *Vogelwelt* 130: 1–24.

Winter short-term trend: Wieloch M. 2002. Zimowanie łabędzi *Cygnus* spp. w Polsce – wyniki liczeń w styczniu 1995 i 2000. *Biuletyn Polskiej Grupy Badania Łabędzi* 4–5: 55–59.

Winter long-term trend: Zyska P., Dombrowski A., Kot H., Rzepała M. 1990. Akcja zimowego liczenia ptaków wodnych 1985-1987. *Not. Orn.* 31: 113-131; Dombrowski A., Kot H., Zyska P. 1993. Liczebność ptaków wodnych zimujących w Polsce w latach 1988-1990. *Not. Orn.* 34: 5-21.

Romania: N Europe & W Siberia/Black Sea & E Mediterranean

Winter population size: International Waterbird Census, Romania SOR Database Milvus Database

Winter short-term trend: International Waterbird Census, Romania SOR Database Milvus Database

Cygnus cygnus (Whooper Swan)

Romania: N Europe & W Siberia/Black Sea & E Mediterranean

Winter long-term trend: International Waterbird Census, Romania SOR Database Milvus Database

Russia

Breeding population size: Krivenko V.G., Vinogradov V.G. 2008. Birds of the Water Environment and Rhythms of Climate of the Northern Eurasia. Moscow: 588 pp. (in Russian). Mineev Yu.N. 2003. Anseriformes of East-European Tundra. Ekaterinburg: 225 pp. (in Russian). Mineev O.Yu. 2005. Waterfowl of Malozemelskaya Tundra and Pechora River Delta. Ekaterinburg: 161 pp. (in Russian). Sukhanova O.V., expert opinion. olga.redro@gmail.com

Breeding short-term trend: Kuznetsov A.V., Babushkin M.V. 2010. Whooper Swan in Darvinskiy State Reserve. – Ornithology in Northern Eurasia. Materials of the XIIIth International Ornithological Conference of Northern Eurasia. Abstracts of papers. Orenburg, Publishing House of the Orenburg State Pedagogical University: 174 (in Russian). Avilova K.V. 2011. The distribution dynamics of rare species of Anseriformes in Central Russia. - Casarka. Bulletin of the Goose, Swan and Duck Study Group of North Eurasia, 14: 54-89 (in Russian).

Breeding long-term trend: Krivenko V.G., Vinogradov V.G. 2008. Birds of the Water Environment and Rhythms of Climate of the Northern Eurasia. Moscow: 588 pp. (in Russian).

Serbia

Winter population size: Šćiban M, Đapčić D, Sekereš O, Đorđević I, Ružič M, Stanković D, Radišić D, Gergelj J, Janković M, Radaković M, Rudić B, Agošton A, Dajović M. & Simić D. (2011): Rezultati Međunarodnog cenzusa ptica vodenih staništa u Srbiji 2012. godine. Ciconia 20: 120–1

Winter short-term trend: Šćiban M, Đapčić D, Sekereš O, Đorđević I, Ružič M, Stanković D, Radišić D, Gergelj J, Janković M, Radaković M, Rudić B, Agošton A, Dajović M. & Simić D. (2011): Rezultati Međunarodnog cenzusa ptica vodenih staništa u Srbiji 2012. godine. Ciconia 20: 120–1

Winter long-term trend: BPSSS (2014) Unpublished data

Slovenia: N Europe & W Siberia/Black Sea & E Mediterranean

Winter population size: <http://www.natura2000.gov.si/index.php?id=211> Božič, L. (2008): Monitoring populacij izbranih vrst ptic – zimsko štetje vodnih ptic 2002-2008. Končno poročilo. Društvo za opazovanje in preučevanje ptic Slovenije, Ljubljana. 167 str. Božič, L. (2009): Monitoring populacij izbranih vrst ptic – Rezultati zimskega štetja vodnih ptic 2009, rezultati popisov preleta ujed v jesenski sezoni 2008. 2. vmesno poročilo. Društvo za opazovanje in preučevanje ptic Slovenije, Ljubljana. 35 str. Božič, L. (2010): Monitoring populacij izbranih ciljnih vrst ptic – zimsko štetje vodnih ptic 2010. Končno poročilo. Društvo za opazovanje in preučevanje ptic Slovenije, Ljubljana. 28 str. Božič, L. (2011): Monitoring populacij izbranih ciljnih vrst ptic – zimsko štetje vodnih ptic 2011. Končno poročilo. Društvo za opazovanje in preučevanje ptic Slovenije, Ljubljana. 28 str. BOŽIČ, L. (2008A): Rezultati januarskega štetja vodnih ptic leta 2008 v Sloveniji. – Acrocephalus 29 (136): 39–49. BOŽIČ, L. (2008B): Rezultati januarskega štetja vodnih ptic leta 2009 v Sloveniji. – Acrocephalus 29 (138/139): 169–179. BOŽIČ, L. (2010): Rezultati januarskega štetja vodnih ptic leta 2010 v Sloveniji. – Acrocephalus 31 (145/146): 131–141. BOŽIČ, L. (2011): Rezultati januarskega štetja vodnih ptic leta 2011 v Sloveniji. – Acrocephalus 32 (148/149): 67–77. BOŽIČ, L. (2012): Rezultati januarskega štetja vodnih ptic leta 2012 v Sloveniji. – Acrocephalus 33 (152/153): 109–119.

Winter short-term trend: DOPPS

Winter long-term trend: SOVINC, A. (1994): Zimski ornitološki atlas Slovenije. – Tehniška založba Slovenije, Ljubljana. HANŽEL J. & D. ŠERE (2011): Seznam ugotovljenih ptic Slovenije s pregledom redkih vrst. – Acrocephalus 32 (150/151): 143–203.

Sweden: North-west Mainland Europe

Breeding population size: Ottosson, U., Ottvall, R., Elmberg, J., Green, M., Gustafsson, R., Haas, F., Holmqvist, N., Lindström, Å., Nilsson, L., Svensson, M., Svensson, S. & Tjernberg, M. 2012. Fåglarna i Sverige - antal och förekomst. Sveriges Ornitologiska Förening, Halmstad.

Breeding short-term trend: Swedish Bird Survey (Svensk Fågeltaxering), Lund University.

Breeding long-term trend: Swedish Bird Survey (Svensk Fågeltaxering), Lund University.

Winter population size: Swedish Bird Survey (Svensk Fågeltaxering), Lund University.

Winter short-term trend: Swedish Bird Survey (Svensk Fågeltaxering), Lund University.

Winter long-term trend: Swedish Bird Survey (Svensk Fågeltaxering), Lund University.

Switzerland

Winter population size: Swiss Ornithological Institute. Winter waterbird census (January). <http://www.vogelwarte.ch/monitoring-wintering-waterbirds.html> Min Max of total count

Winter short-term trend: Swiss Ornithological Institute. Winter waterbird census (January). Swiss Ornithological Institute. Winter waterbird census (January). <http://www.vogelwarte.ch/monitoring-wintering-waterbirds.html> Min Max refer to 95% Confidence interval.

Winter long-term trend: Swiss Ornithological Institute. Winter waterbird census (January). Swiss Ornithological Institute. Winter waterbird census (January). <http://www.vogelwarte.ch/monitoring-wintering-waterbirds.html> Min Max refer to 95% Confidence interval.

Turkey

Winter population size: Kurt, B., Ozbağdatlı, N., Bozkurt, A.K., Arslangundoğdu, Z. ve Gursoy, A. 2002. Türkiye Sulakalanları Kıs Ortası Sucusu Sayımı, Doğal Hayatı Koruma Derneği, İstanbul, Türkiye. Çağlayan, E., Kılıç, D.T., Per, E. ve Gem, E. 2005. Türkiye Kıs Ortası Sucusu Sayımları 2005. Doğa Derneği, Ankara, Turkey Suseven, B., Onmus, O. ve İsfendiyaroğlu, S. 2006. Kıs Ortası Sucusu Sayımı (KOSK) Raporu, Doğa Derneği, Ankara Onmus, O. 2007. Türkiye Kıs Ortası Sucusu Sayımları 2007, Doğa Derneği, Ankara Akarsu, F. ve Balkız, Ö. 2010. Türkiye Kış Ortası Sucusu Sayımları 2008-2009-2010, Doğa Derneği, Ankara Erciyas Yavuz, K., Kartal E. 2011. Türkiye Kış Ortası Sucusu Sayımları, 2011, Ornitoloji Araştırma Merkezi, Samsun Erciyas Yavuz, K., İsfendiyaroğlu S. 2013. 2012 Türkiye Kış Ortası Sucusu Sayımları, Doğa Derneği, Ankara Birdlife International (2004) Birds in Europe: population estimates, trends and conservation status, Cambridge UK: Birdlife International (Birdlife Conservation series no: 12) www.kusbank.org

Winter short-term trend: Doğa Derneği

Cygnus cygnus (Whooper Swan)

Ukraine

Winter population size: 1. Scott, D. A. & Rose, P.M. (1996). Atlas of Anatidae Populations in Africa and Western Eurasia / Wetland International Publ. No41, Wetland International, Wageningen, The Netherlands, 336 p. 2. Русев И.Т., Корзюков А.И., Сацык С.Ф. Мониторинг зимующих птиц в Северо-Западном Причерноморье в 1999 г. Сб. Зимние учеты птиц на Азово-Черноморском побережье Украины, Алушта-Киев, 1999, выпуск 2, С.46-60. 3. Directory of Azov – Black Sea Coastal Wetlands / Ed. By G. Marushevsky – Kyiv, 2003, Wetland International, 235 p. 4. Birds in Europe: Population Estimates, Trends and Conservation Status. BirdLife Conservation Series 12; 2004. 374 p. 5. Горбань І. Розміри популяцій зимуючих птахів України. Вісник Львівського університету. Серія біологічна. Вип. 35. 2004. С.23-39. 6. Бескаравайный М.М. Птицы морских берегов Южного Крыма. Симферополь. «Н.Орианда», 2008. 160 с. 7. Kostiusyn V., Andryuschenko Yu., Goradze I., Abuladze A., Mamuchadze J., Erciyas K. Wintering Waterbird Census in the Azov – Black Sea Coastal Wetlands of Ukraine, Georgia, and Turkey. – Wetlands International Black Sea Program. – 2011. – 130 pp.

Winter short-term trend: 1. Русев И.Т., Корзюков А.И., Форманюк О.А., Панченко П.С. Зимовки водоплавающих и водно-болотных птиц в Северо-Западном Причерноморье в 2000-2001 гг. // Мониторинг зимующих птиц в Азово-Черноморском регионе Украины. – Одесса-Киев. – 2002. – С.54-74 2. Directory of Azov – Black Sea Coastal Wetlands / Ed. By G. Marushevsky – Kyiv, 2003, Wetland International, 235 p. 3. Birds in Europe: Population Estimates, Trends and Conservation Status. BirdLife Conservation Series 12; 2004. 374 p. 4. Горбань І. Розміри популяцій зимуючих птахів України. Вісник Львівського університету. Серія біологічна. Вип. 35. 2004. С.23-39. 5. Birds in Europe: Population Estimates, Trends and Conservation Status. BirdLife Conservation Series 12; 2004. 374 p. 6. Бескаравайный М.М. Птицы морских берегов Южного Крыма. Симферополь. «Н.Орианда», 2008. 160 с. 7. Гаврилюк М. Н., Домашевский С. В., Илюха А. В., Борисенко Н. Н., Грищенко В. Н., Яблоновская-Грищенко Е. Д. О зимовке водоплавающих и околоводных птиц в 2007–2008 гг. в районе Кременчугского водохранилища // Сохранение разнообразия животных и охотничье хозяйство России [Матер. 3-й Междунар. науч.-практич. конф.]. – М., 2009. – С. 572–576. 8. Гаврилюк М. Н., Илюха О. В., Борисенко М. М., Грищенко В. М., Яблоновська-Грищенко Є. Д. Зимівля водоплавних та навколводних птахів у 2009–2010 рр. у районі Кременчуцького водосховища // Природничий альманах. Серія: Біологічні науки. – Херсон, 2011. – Вип. 15. – С. 26–32.

Winter long-term trend: 1. Русев И.Т., Корзюков А.И., Сацык С.Ф. Мониторинг зимующих птиц в Северо-Западном Причерноморье в 1999 г. Сб. Зимние учеты птиц на Азово-Черноморском побережье Украины, Алушта-Киев, 1999, выпуск 2, С.46-60. 2. Directory of Azov – Black Sea Coastal Wetlands / Ed. By G. Marushevsky – Kyiv, 2003, Wetland International, 235 p. 3. Birds in Europe: Population Estimates, Trends and Conservation Status. BirdLife Conservation Series 12; 2004. 374 p. 4. Горбань І. Розміри популяцій зимуючих птахів України. Вісник Львівського університету. Серія біологічна. Вип. 35. 2004. С.23-39. 5. Бескаравайный М.М. Птицы морских берегов Южного Крыма. Симферополь. «Н.Орианда», 2008. 160 с. 6. Гаврилюк М. Н., Домашевский С. В., Илюха А. В., Борисенко Н. Н., Грищенко В. Н., Яблоновская-Грищенко Е. Д. О зимовке водоплавающих и околоводных птиц в 2007–2008 гг. в районе Кременчугского водохранилища // Сохранение разнообразия животных и охотничье хозяйство России [Матер. 3-й Междунар. науч.-практич. конф.]. – М., 2009. – С. 572–576. 7. Гаврилюк М. Н., Илюха О. В., Борисенко М. М., Грищенко В. М., Яблоновська-Грищенко Є. Д. Зимівля водоплавних та навколводних птахів у 2009–2010 рр. у районі Кременчуцького водосховища // Природничий альманах. Серія: Біологічні науки. – Херсон, 2011. – Вип. 15. – С. 26–32. 8. Kostiusyn V., Andryuschenko Yu., Goradze I., Abuladze A., Mamuchadze J., Erciyas K. Wintering Waterbird Census in the Azov – Black Sea Coastal Wetlands of Ukraine, Georgia, and Turkey. – Wetlands International Black Sea Program. – 2011. – 130 pp.

United Kingdom: Iceland/UK & Ireland

Breeding population size: Holling, M. & the Rare Breeding Birds Panel. 2012. Rare breeding birds in the United Kingdom in 2010. British Birds 105: 352–416.

Breeding short-term trend: RBBP; Holling, M. & the Rare Breeding Birds Panel. 2012. Rare breeding birds in the United Kingdom in 2010. British Birds 105: 352–416.

Breeding long-term trend: Holling, M. & the Rare Breeding Birds Panel. 2012. Rare breeding birds in the United Kingdom in 2010. British Birds 105: 352–416.

Winter population size: Hall, C., Glanville, J.R., Boland, H., Einarsson, O., McElwaine, G., Holt, C., Spray, C.J. & Rees, E.C. 2012. Population size and breeding success of the Icelandic Whooper Swan *Cygnus cygnus*: results of the 2010 International Census. *Wildfowl* 62: 73-96.

Winter short-term trend: Holt, C.A., Austin, G.E., Calbrade, N.A., Mellan, H.J., Hearn, R.D., Stroud, D.A., Wotton, S.R. & Musgrove, A.J. (2012). Waterbirds in the UK 2010/11: The Wetland Bird Survey. BTO/RSPB/JNCC, Thetford. 183 pp.

Winter long-term trend: Holt, C.A., Austin, G.E., Calbrade, N.A., Mellan, H.J., Hearn, R.D., Stroud, D.A., Wotton, S.R. & Musgrove, A.J. (2012). Waterbirds in the UK 2010/11: The Wetland Bird Survey. BTO/RSPB/JNCC, Thetford. 183 pp.

Bibliography

- Carboneras, C. and Kirwan, G.M. 2014. Whooper Swan (*Cygnus cygnus*). In: del Hoyo, J., Elliott, A., Sargatal, J., Christie, D.A. and de Juana, E. (eds.) (2014). *Handbook of the Birds of the World Alive*. Lynx Edicions, Barcelona. (retrieved from <http://www.hbw.com/node/52807> on 26 February 2015).
- Gudmundsson, F. 1979. The past status and exploitation of the Myvatn waterfowl populations. *Oikos* 32((1-2)): 232-249.
- Johnsgard, P.A. 1978. *Ducks, geese and swans of the World*. University of Nebraska Press, Lincoln and London.
- Kear, J. 2005. *Ducks, geese and swans volume 1: general chapters; species accounts (Anhima to Salvadorina)*. Oxford University Press, Oxford, U.K.
- Larsen, J. K. and Clausen, P. 2002. Potential wind park impacts on Whooper Swans in winter: The risk of collision. In: Rees, E. C.; Earnst, S. L.; Coulson, J. (ed.), *Proceedings of the 4th International Swan Symposium*, pp. 327-330. Waterbird Society.
- Madge, S.; Burn, H. 1988. *Wildfowl*. Christopher Helm, London.
- Melville, D.S.; Shortridge, K.F. 2006. Migratory waterbirds and avian influenza in the East Asian-Australasian Flyway with particular reference to the 2003-2004 H5N1 outbreak. In: Boere, G., Galbraith, C. and Stroud, D. (ed.), *Waterbirds around the world*, pp. 432-438. The Stationary Office, Edinburgh, UK.
- Nikolaeva, N. G.; Spiridonov, V. A.; Krasnov, Y. V. 2006. Existing and proposed marine protected areas and their relevance for seabird conservation: a case study in the Barents Sea region. In: Boere, G. Galbraith, C. and Stroud, D. (ed.), *Waterbirds around the world*, pp. 743-749. The Stationary Office, Edinburgh, UK.
- Scott, D.A. and Rose, P.M. 1996. *Atlas of Anatidae populations in Africa and western Eurasia*. Wetlands International, Wageningen, Netherlands.
- Snow, D.W. and Perrins, C.M. 1998. *The Birds of the Western Palearctic vol. 1: Non-Passerines*. Oxford University Press, Oxford.
- Spray, C. J. and Milne, H. 1988. The incidence of lead poisoning among whooper and mute swans *Cygnus cygnus* and *C. olor* in Scotland. *Biological Conservation* 44: 265-281.